

Componenti per lampadari

Light fixture components

sp. = *Spessore* sp. = *Thickness* sp. = *Späcška* sp. = *Spesor* sp. = *Šeblina* sp. = *Ševine*

Ø12 for lateral - Ø1 for superior
Ø12 lateral holes - Ø1 top hole
Ø12 troue latérales - Ø1 trou supérieur
Ø12 otvor lateral - Ø1 otvor superior
Ø12 bočnich ryp - Ø1 gornia rypa
Ø12 gorn lateral - Ø1 gorn superiora

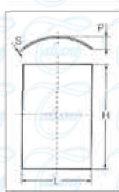
Ø25 for lateral - Ø1 for superior
Ø25 lateral holes - Ø1 top hole
Ø25 troue latérales - Ø1 trou supérieur
Ø25 otvor lateral - Ø1 otvor superior
Ø25 bočnich ryp - Ø1 gornia rypa
Ø25 gorn lateral - Ø1 gorn superiora

Ø25 for lateral - Ø1 for superior
Ø25 lateral holes - Ø1 top hole
Ø25 troue latérales - Ø1 trou supérieur
Ø25 otvor lateral - Ø1 otvor superior
Ø25 bočnich ryp - Ø1 gornia rypa
Ø25 gorn lateral - Ø1 gorn superiora

Ø6 for lateral - Ø1 for superior
Ø6 lateral holes - Ø1 top hole
Ø6 troue latérales - Ø1 trou supérieur
Ø6 otvor lateral - Ø1 otvor superior
Ø6 bočnich ryp - Ø1 gornia rypa
Ø6 gorn lateral - Ø1 gorn superiora


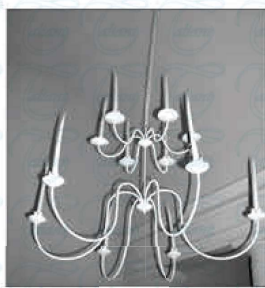


Q 051.730 H 23 x L 96 mm ●10 |
 Q 051.900 H 25 x L 78 mm ●10 |
 Q 051.903 H 25 x L 78 mm (M10x1) |
 Q 051.906 H 25 x L 98 mm (M10x1)



Q 051.800 H 60 x L 9 mm |
 Q 051.803 H 60 x L 16 mm |
 Q 052.800 H 320 x L 204 mm |
 Q 052.802 H 247 x L 133 mm S=4 mm P=25 mm

Q 051.880
 H 600 mm



Q 052.700 H 1600 mm (M10x1) |
 Q 052.705 H 1500 mm (M10x1) |
 A = 13 mm B = 30 mm |
 A = 14 mm B = 30 mm

