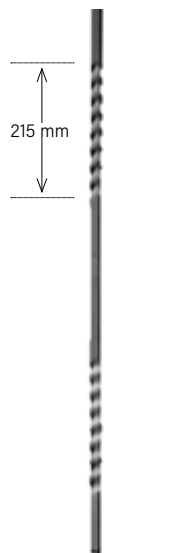


Paletti per recinzioni e pannelli lisci

Stakes for fences and plain panel units



H 950 mm	
E 046	■ 12
E 046.01	■ 14
E 046.02	■ 16

H 750 mm	
E 047	■ 8
E 048	■ 10
E 049	■ 12
E 050	■ 14
E 051	■ 16

H 850 mm	
E 052	■ 8
E 053	■ 10
E 054	■ 12
E 055	■ 14
E 056	■ 16


H 950 mm	
E 057	■ 8
E 058	■ 10
E 059	■ 12
E 060	■ 14
E 061	■ 16



H 950 mm	
E 063	■ 12



H 950 x L 110 mm	
E 064	■ 12
	■ 12x4



H 950 x L 165 mm	
E 065	■ 12
	■ 12x6



H 950 x L 165 mm	
E 066	■ 12
	■ 12x6



H 950 x L 140 mm	
E 070	■ 12
	■ 12x6




H 950 x L 140 mm	
E 071	■ 12
	■ 12x6



H 950 x L 220 mm	
E 074	■ 12
	■ 12x6




H 950 x L 180 mm	
E 076	■ 12
	■ 12x6



H 950 x L 220 mm	
E 077	■ 12
	■ 12x6



H 950 x L 220 mm	
E 089	■ 12
	■ 12x6



H 950 x L 130 mm	
E 094	● 12



H 950 x L 125 mm	
E 095	■ 12



H 800 x L 100 mm	
E 096	■ 8
H 950 x L 100 mm	
E 098	■ 8



H 800 x L 160 mm	
E 104	■ 8
H 950 x L 160 mm	
E 105	■ 8



H 1000 x L 115 mm	
E 105.710	■ 12



H 830 x L 260 mm	
E 108.700	■ 8



RIFINITO A CALDO
HOT FINISHED



MARTELLATO
HAMMERED



FERRO PIENO QUADRO
QUARE IRON



FERRO PIENO PIATTO
FLAT IRON



FERRO PIENO TONDO
ROUND IRON



BORCHIE IN FERRO TORNITE
TURNED IRON STUDS