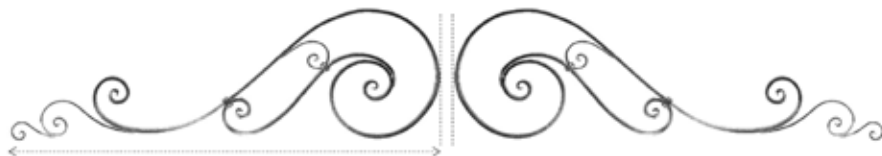




H 530 x L 1630 mm

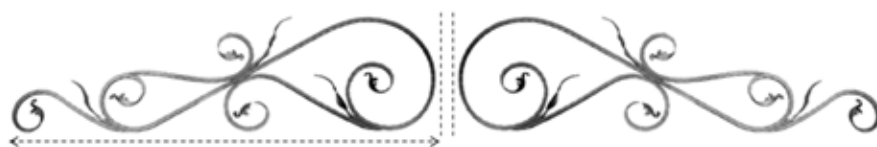
R 136.03   25x6R 136.04   25x6

IDEA DA REALIZZARE

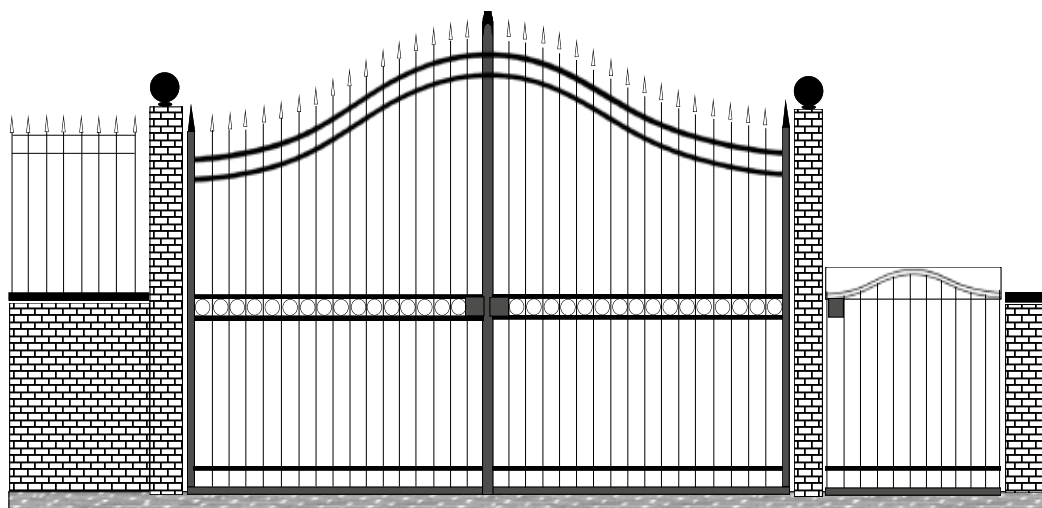


La parte sinistra o destra sono uguali

The left and the right side of the smooth flat bar is equal



H 450 x L 1600 mm

R 136.701  14x14

A

ALLUMINIO
ALLUMINIUM

C

RAME
TAPERED

F

PIATTO RIGATO
FLUTED

G

ZINCATO
GALVANIZED

R

RASTREMATO
TAPEREDEFFETTO MATTONE
HAMMER EFFECT